










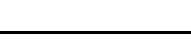
















1 - Large Skew <i>HD Actual size</i>		Good for running long quill lines, and burning larger feathers (life sized geese or eagle feathers). Long evenly burned lines, (limited turning radius).
2 - Small Round		Good for concave areas such as under necks. Good for not leaving a depression from the point.
2B - Shader		The "2B" version is not sharpened, and is bent at a 45 degree angle for shading.
3 - Large Round		Same as small round, just a bit larger diameter.
3B - Shader		The 3B version is not sharpened, and is bent at a 45 degree angle for shading.
4 - Flat Skew		Same as a Medium sized Skew knife, but at a lesser angle. Good for lefties'.
5 - Spear Point		Good for getting into tight places like under wings. Can also be used to make a fuzzy raised hair on flat work or mammal carvings.
6 - Chisel Point		Some carvers prefer this for running quill lines.
7 - Round Point Skew		A variation of the Medium Skew, tip is rounded at both the point and heel. Also, it has a bit more metal, so it is stronger than the Medium Skew. Turns easy if you lift the heel and use the point.
8 - Burnisher		Can be used for doing 1/2" to 1" high calligraphy lettering, as you can do most letters (like an "S") in just one pen stroke. As there is no "choke point" in the tip, so it does tend to heat up the pen body more than most pens. Extra Foam grips are optional.
9 - Writing Tip		Used for writing your name on your carvings. Has no "choke point" in the tip, so it tends to heat up the pen body more than most pens.
9M & 9MS - Modified Writing Tip		Similar to the #9, but has the end of the tip ground symmetrically, and the end is perfectly round. A good choice when you need it for more than just signing your work. The PH9M is about 0.040" in diameter. The PH9MS is a smaller size (0.030"). Use for pointillism, writing, etc...
9PP - Pin Point Tip		This version of the #9 has been ground so that it comes to a sharp point. For when you need to do very fine dots or short fine surface lines.

10 - Small Skew		Great for the miniature carver or anyone that needs to do small fine detailed work.
10S - Micro Small Skew		An even smaller version of the #10 pen tip. Song bird carvers use this for fine facial features.
11 - Medium Skew		Smaller than the Large Skew, has many of the same uses. Medium to Long lines, limited turning radius.
12 - Small Rounded Skew		Like the small skew, but can turn a corner real easily. This is the most popular pen that we sell. Get this one and the #18 when ordering one of the Cheryl Dow books! Does fur, small feathers, etc...
12S - Micro Rounded Skew		An even smaller version of the ever popular #12 pen tip. Song bird carvers really like this pen, as do tagua nut pyrographers.
13 - Spade Shader/ Scaler (S, M, L)		Used for shading buildings on "flat-work". Also used instead of a #14 pen as a feather bumper on smaller bird feathers. Also used as a fish scale pen. (S=1/16", M=1/8" (Shown), L=1/4")
14 - Guge RHV Feather Edger		Used on bird carvings for "bumping" large primary feathers. It makes that fine step of one feather overlapping another easy. Also used to define the edges of quills. Right handed Version.
15 - Guge LHV Feather Edger		Same as #14, but is the Left handed version.
16 - Small Chisel 16S Micro Chisel		Basically looks like a small 1/8" chisel tip. Can be used for purposes other than calligraphy. Also available in smaller (1/16") size.
17 - Course Hair Pen		This tip is used to make course hair on your caricature or mammal carvings (up to 1mm wide), instead of using a teardrop shaped dremel bit, or micro-V hand gouge. Also used for stop-cut lines on gourds We made it 1st, and we made it right!
18 Spear Shader (S, M, L)		Flatwork shader used for animals, people, landscapes. Available in Large (Shown), Medium, & Small. The #5 tip is same size & shape as 18M.
19 - Ball tip (S, M, L, & XL)		Available in four sizes: S=1/16" (Shown), M=5/64", L=1/10", XL=1/8". Draw lines, shade, pointillism, and much more.
20 & 20L - Gourd Sawing tip		Make straight line cuts into gourds with a sawing motion. The #20 can do gourds up to 1/4" thick, the 20L (Shown) can do up to a little over 3/8" thick gourds. VERY sharp, be careful!